

Little Wandle Letters and Sounds Revised Reception Child assessment

Autumn 1

m	a	p	c	o
s	g	k	u	h
i	t	n	r	f
d	ck	e	b	l

sat man hug red peck

Autumn 2






















ll	a	ff	ss	o
w	g	v	u	j
i	x	y	z	qu
d	ck	e	b	zz
th	sh	ch	ng	nk

wag	box	yes
jam	buzz	shop
thing	quick	chip
pink		












go	she	of	the	has
----	-----	----	-----	-----



















Phase 2 grapheme information sheet

Autumn 1

Grapheme and mnemonic	Picture card	Pronunciation phrase	Formation phrase
 	 snake	Show your teeth and let the s hiss out ssssss ssssss	Under the snake's chin, slide down and round its tail.
 	 astronaut	Open your mouth wide and make the a sound at the back of your mouth a a a	Around the astronaut's helmet and down into space.
 	 tiger	Open your lips; put the tip of your tongue behind your teeth and press t t t	From the tiger's nose to its tail, then follow the stripe across the tiger.
 	 penguin	Bring your lips together, push them open and say p p p	Down the penguin's back, up and around its head.
 	 iguana	Pull your lips back and make the i sound at the back of your mouth i i i	Down the iguana's body, then draw a dot [on the leaf] at the top.
 	 net	Open your lips a bit, put your tongue behind your teeth and make the nnnnn sound nnnnn	Down the stick, up and over the net.
 	 mouse	Put your lips together and make the mmmmm sound mmmmm	Down, up and over the mouse's ears, then add a flick on the nose.















Grapheme and mnemonic	Picture card	Pronunciation phrase	Formation phrase
 d	 duck	Put your tongue to the top and front of your mouth and make a quick d sound d d d	Round the duck's body, up to its head and down to its feet.
 g	 goat	Give me a big smile that shows your teeth; press the middle of your tongue to the top and back of your mouth; push your tongue down and forward to make the g sound g g g	Round the goat's face, up to his ear; down and curl under his chin.
 o	 octopus	Make your mouth into round shape and say o o o	All around the octopus.
 c	 cat	Open your mouth into a little smile; make your tongue flat and move it up towards the top of your mouth to say c c c	Curl around the cat.
 k	 kite	Open your mouth into a little smile; make your tongue flat and move it up towards the top of your mouth to say k k k	Down the kite, up and across, back and down to the corner.
 ck	 sock	Open your mouth into a little smile, make your tongue flat and move it up towards the top of your mouth to say c c c	c Curl round the heel of the sock. k Down the sock, up and across, back and down and to the corner. Catchphrase: Rock that sock!
 e	 elephant	Open your mouth wide and say e e e	Around the elephant's eye and down its trunk.













Grapheme and mnemonic	Picture card	Pronunciation phrase	Formation phrase
 	 <p>umbrella</p>	<p>Open your mouth wide and say u u u</p>	<p>Down and around the umbrella, stop at the top and down to the bottom and flick</p>
 	 <p>rainbow</p>	<p>Show me your teeth to make a rrrrr sound rrrrr rrrrr</p>	<p>From the cloud to the ground, up the arch and over the rainbow.</p>
 	 <p>helicopter</p>	<p>Open your mouth and breathe out sharply h h h</p>	<p>Down, up and over the helicopter</p>
 	 <p>bear</p>	<p>Put your lips together and say b as you open them b b b</p>	<p>Down bear's back, up and round his big tummy.</p>
 	 <p>flamingo</p>	<p>Open your lips a little; put your teeth on your bottom lip and push the air out to make the sound fffff fffff</p>	<p>Down the flamingo's neck, all the way to its foot, then across its wings.</p>
 	 <p>lollipop</p>	<p>Open your mouth a little; put your tongue up to the top of your mouth, behind your teeth, and press lllll lllll</p>	<p>All the way down the lollipop.</p>















Phase 2 grapheme information sheet

Autumn 2

Grapheme and mnemonic	Picture card	Pronunciation phrase	Formation phrase
	 jellyfish	Pucker your lips and show your teeth use your tongue as you say j j j	All the way down the jellyfish. Dot on its head.
	 volcano	Put your teeth against your bottom lip and make a buzzing v v v v v v v v v v	Down to the bottom of the volcano and back up to the top.
	 wave	Pucker your lips and keep them small as you say w w w w	From the top of the wave to the bottom, up the wave, down the wave, then up again.
	 box	Mouth open, then push the cs/x sound through as you close your mouth cs cs cs (x x x)	Start at the top, then across to the bottom of the box. Start at the top, then across to the bottom of the box.
	 yo-yo	Smile, tongue to the top of your mouth, say y without opening your mouth yyy	Down and round the yo-yo, then follow the string round.
	 zebra	Show me your teeth and buzz the z sound zzzzz zzzzz	Zip across, zag down and across the zebra.



Grapheme and mnemonic	Picture card	Pronunciation phrase	Formation phrase Catchphrase
 qu qu	 queen	Pucker your mouth, then open it as you say qu qu qu	Round the queen's face, up to her crown, down her robe with a flick at the end. qu Quick, it's the queen!
 ch ch	 cherries	Pucker your lips and show your teeth; use your tongue as you say ch ch ch	ch Chew the cherries, children.
 sh sh	 shells	Show me your teeth and push the air out shshshshsh shshshshsh	sh Share the shells.
 th th	 thumb	Voiced: Tongue on your teeth, teeth almost closed to make a 'buzzing' th th th Unvoiced: Tongue on your teeth; push the air out th th th	th Thumbs up, we're having fun.
 ng ng	 ring	Open your mouth a bit and then use your tongue at the back of your mouth to say ng ng ng	ng Bling on a ring.
 nk nk	 pink panda	Open your mouth a bit and then use your tongue at the back of your mouth to say ngk ngk ngk	nk I think I am pink.

Catchphrase	Grapheme	Catchphrase	Grapheme
 tail in the rain	ai	 sheep in a jeep	ee
 a light in the night	igh	 soap that goat	oa
 zoom to the moon	oo	 hook a book	oo
 march in the dark	ar	 born with a horn	or
 curl the fur	ur	 wow owl	ow
 boing boing	oi	 get near to hear	ear
 chair in the air	air	 a bigger digger	er

Spring 1

ll	oi	ff	ss	ow
ai	igh	oa	ur	oo
er	oo	or	ear	qu
ee	ck	ar	air	zz
th	sh	ch	ng	nk

<u>rain</u>	<u>cool</u>	<u>deep</u>
<u>curl</u>	<u>born</u>	<u>boat</u>
<u>light</u>	<u>wood</u>	<u>join</u>
<u>chair</u>	<u>town</u>	<u>hard</u>
<u>ladder</u>	<u>hear</u>	<u>rabbit</u>

was	you	by	they	are
-----	-----	----	------	-----

Spring 2

ai	igh	oa	ur	oo
er	oo	or	ear	ow
ee	ck	ar	air	oi

pocket	seven	shimmer
helmet	shark	singer
powder	wooden	zooming
carpark	fights	torches
poison	cheeps	waiting

be	into	my	sure	all
----	------	----	------	-----

Summer 1

went

best

shrink

dress

finger

twist

frog

string

sprint

grand

tantrum

forest

swimming

children

stamped

some

said

have

like

were

Summer 2

bright

sport

spoon

clear

spoilt

boasts

crowds

streets

presses

sprain

perfect

balloon

morning

jumping

speeches

do

there

says

little

what

out

today

here

one

so